



Accessing Raz-Kids

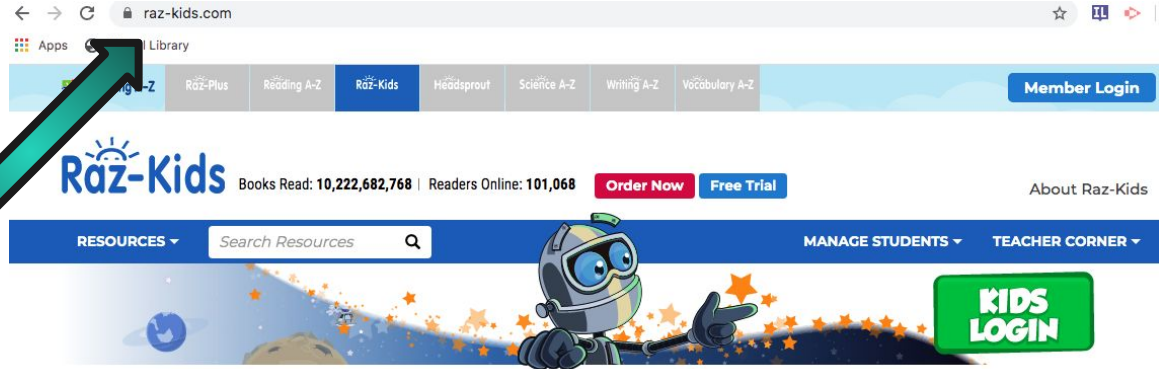
Bergenfield Public Schools



Charlene Taveras
BHS Library Media Specialist

Accessing Raz-Kids

On your webpage
search bar type in
www.raz-kids.com



The screenshot shows the Raz-Kids website homepage. At the top, there is a navigation bar with categories like 'Library', 'Raz-Plus', 'Reading A-Z', 'Raz-Kids', 'Headsprout', 'Science A-Z', 'Writing A-Z', and 'Vocabulary A-Z'. A 'Member Login' button is on the right. Below the navigation bar, the Raz-Kids logo is displayed, followed by statistics: 'Books Read: 10,222,682,768' and 'Readers Online: 101,068'. There are 'Order Now' and 'Free Trial' buttons. A search bar is located in the 'RESOURCES' section. Below the search bar, there is a banner featuring a cartoon robot character and a 'KIDS LOGIN' button.

Raz-Kids

The award-winning website where K-5 students go to read — anytime, anywhere!

[Get Free Samples](#)

[Start My Free Trial](#)

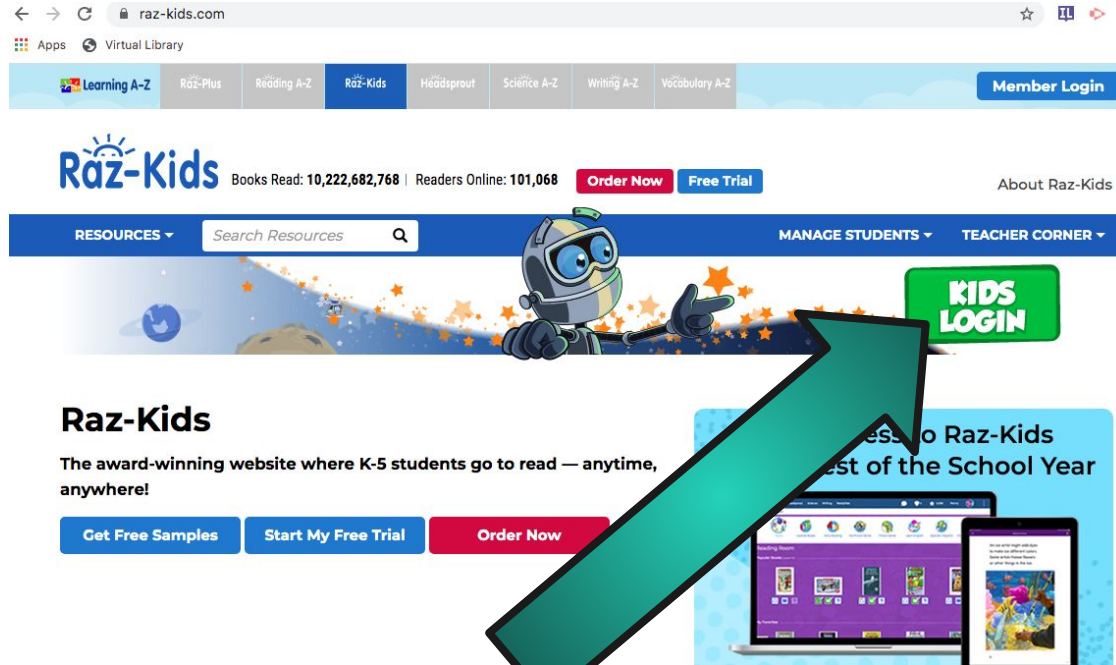
[Order Now](#)

Free Access to Raz-Kids
for the Rest of the School Year



Accessing Raz-Kids

Select the link
that says
KIDS LOGIN

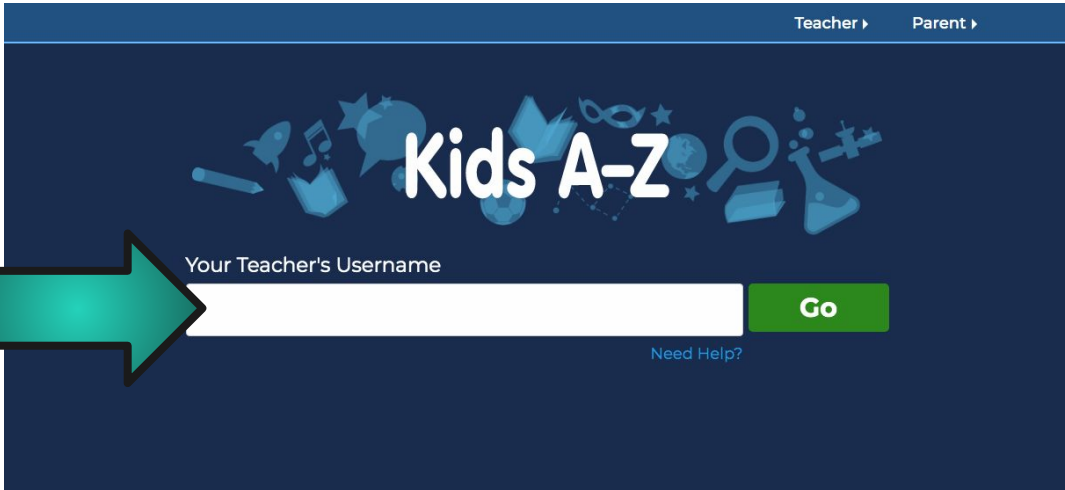


The screenshot shows the Raz-Kids website interface. At the top, there is a navigation bar with links for Learning A-Z, Raz-Plus, Reading A-Z, Raz-Kids (highlighted in blue), Headsprout, Science A-Z, Writing A-Z, and Vocabulary A-Z. A Member Login button is on the right. Below this is the Raz-Kids logo, followed by statistics: Books Read: 10,222,682,768 | Readers Online: 101,068. There are Order Now and Free Trial buttons. A search bar is labeled Search Resources. Navigation links include RESOURCES, MANAGE STUDENTS, and TEACHER CORNER. A large green arrow points to a prominent green button labeled KIDS LOGIN. Below the navigation is a banner featuring a cartoon robot character and the text: Raz-Kids The award-winning website where K-5 students go to read — anytime, anywhere! At the bottom of the banner are buttons for Get Free Samples, Start My Free Trial, and Order Now. The background of the banner shows a laptop and a tablet displaying the website's interface.

Accessing Raz-Kids

In the white box type in your teacher's name.

The teacher will give you the name to enter here. If you do not have the name or access code, check Google Classroom or email the teacher.



Teacher ▶ Parent ▶

Kids A-Z

Your Teacher's Username


Go

[Need Help?](#)

Accessing Raz-Kids

After you enter the teacher's name it will bring you to this page.

Look for your name and enter the password for your account.



The screenshot shows the Raz-Kids interface. At the top, there is a dark blue header with the text "Kids A-Z" on the left and "Teacher ▶" and "Parent ▶" on the right. Below the header, there is a large, light blue robot head icon. Underneath the icon, the name "GUTIERREZ" is displayed in bold black text, followed by "Nombre del maestro" in a smaller font. A blue button labeled "Change Teacher" is positioned below the name. A large green arrow points down from the robot icon to a row of six red circular icons. Each icon contains a white symbol: a square, a circle, an upward-pointing triangle, a plus sign, a star, and a heart. Below each icon is a small blue letter: "r", "l", "j", "i", "a", "s", and "b".

Accessing Raz-Kids

The password is going to be two images.

You must select both images in order to click GO.



A login interface for Raz-Kids. At the top center is a yellow star icon. Below it is the text "Aquí verá su nombre". Underneath is a blue button labeled "Change Student". Below that is the text "Student Password" followed by a 3x6 grid of icons. The icons are: Row 1: rabbit, duck, fish, turtle, cat, frog; Row 2: car, truck, rocket, tractor, butterfly, sailboat; Row 3: strawberry, apple, carrot, banana, watermelon, spoon. The butterfly icon is highlighted with a blue border. To the right of the grid is a green button labeled "Go".

Aquí verá su nombre

Change Student

Student Password

Go

Accessing Raz-Kids

The student homepage will look like this.

The 3 planets represent 3 different categories.

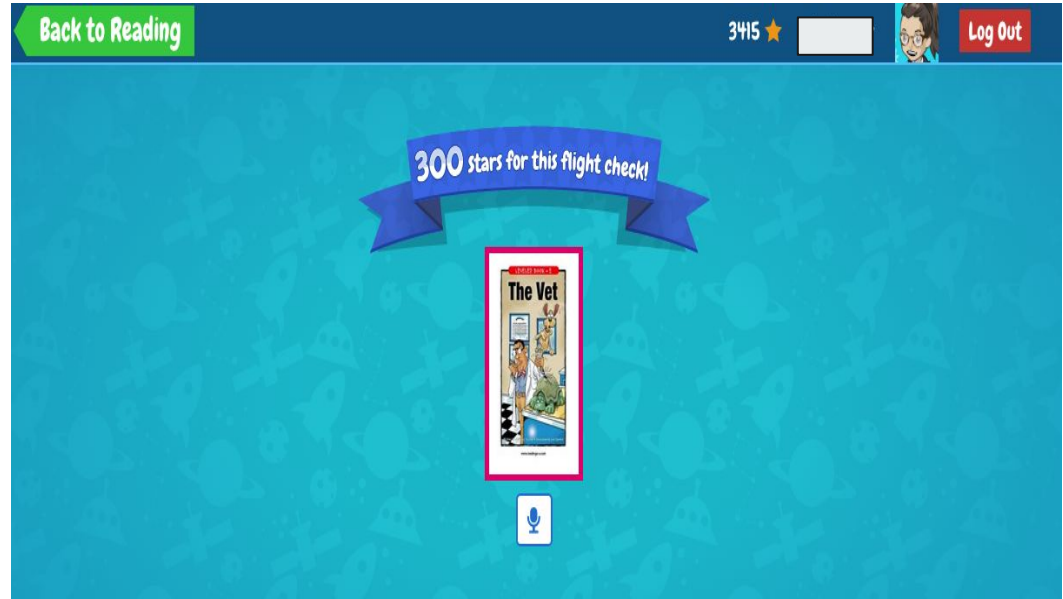
For the **reading** portion select the purple planet labeled “Reading”.



Accessing Raz-Kids

The planet will take you to this page where you will see a book.

However in order to see assignments you will have to click the green button labeled “Back to Reading”



Accessing Raz-Kids

To see the assignments you need to complete, click on the little house on the bottom right labeled “My Assignments”



Accessing Raz-Kids

On this page you will
see all your
assignments

The screenshot shows the Raz-Kids dashboard interface. At the top, there is a navigation bar with a green 'Back to Reading' button on the left, a user ID '3415' with a star icon in the center, and a 'Log Out' button on the right next to a user profile icon. The main content area features three assignment cards. The first card, titled 'Single Assignments', has a green border and shows 'Reading Assignment' with a checkmark and the number '1'. The second card, titled 'Analyze Character', also has a green border and shows 'Reading Assignment' with a checkmark and the number '1'. The third card, titled 'Police Officers', has a purple border and shows 'Vocabulary Assignment'. A large white arrow points to the right from the third card. Below the cards is a white search bar containing the text 'Single Assignments'. At the bottom left, there is a small group photo of children.

Accessing Raz-Kids

To see vocabulary assignments on the main page select “Headsprout”



Accessing Raz-Kids

It will take you to a page with a house labeled Headsprout. Here you will see all vocabulary assignments.

