

How to Join a Zoom Meeting

Bergenfield Public Schools

Charlene Taveras
BHS Media Specialist

Joining a Zoom Meeting

- The teacher will email students a link with the date and time of the meeting.
- This link will be sent via email or posted on Google Classroom.
- Make sure to jot down the date and time of your meeting.
- On the day of the meeting, click on the link your teacher sent you.

Join Zoom Meeting

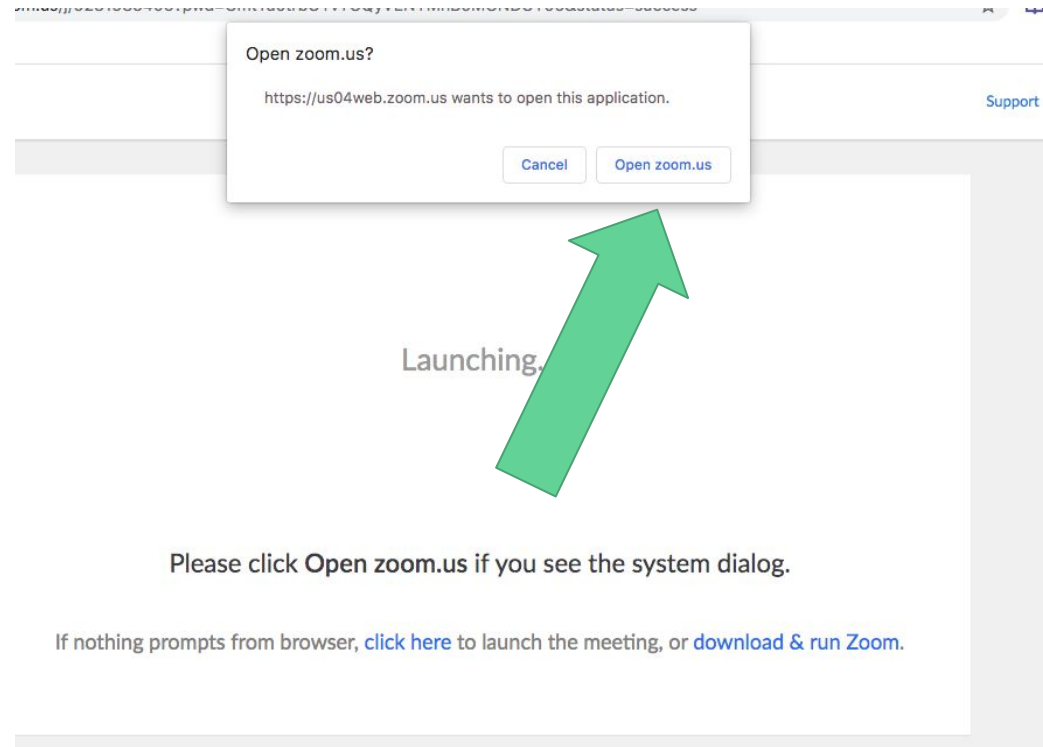
<https://us04web.zoom.us/j/9231985406?pwd=UmtYa0trbUYvYUQyVENYMnB0MGNDUT09>

Meeting ID: 923 198 5406

Password: 0q2JDy

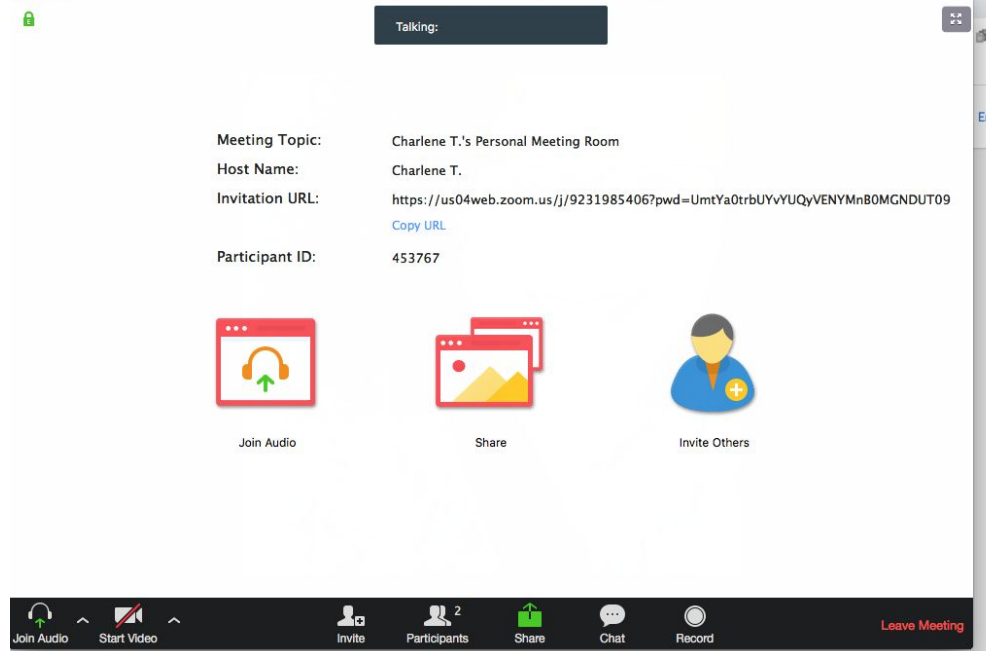
Joining a Zoom Meeting

- If you're joining the conference via a computer, Zoom will ask you to download the Zoom application.
- Select on the link [Open.zoom.us](https://open.zoom.us) to accept.



Joining a Zoom Meeting

- After downloading the application, a pop window will appear to add you to the meeting.
- If the meeting requires a password, look back at the email the teacher sent, it will have **conference ID** and **password**.



Joining a Zoom Meeting

- The teacher will receive a notification that you are in the *waiting room*.
- Once the teacher approves your entry you will be added onto the zoom meeting.

Make sure your Zoom has your correct first and last name.

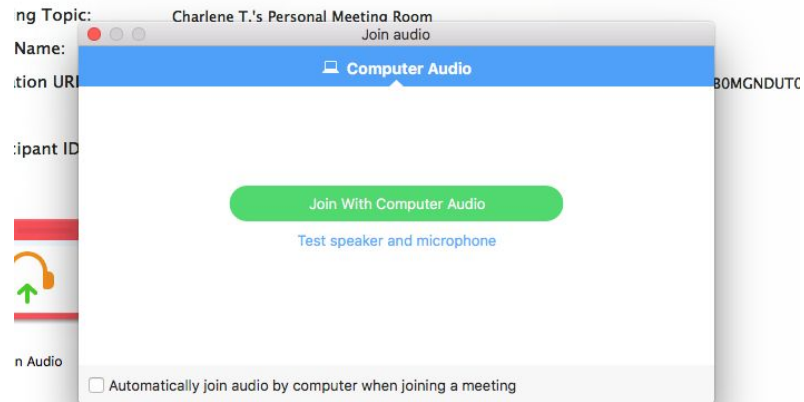
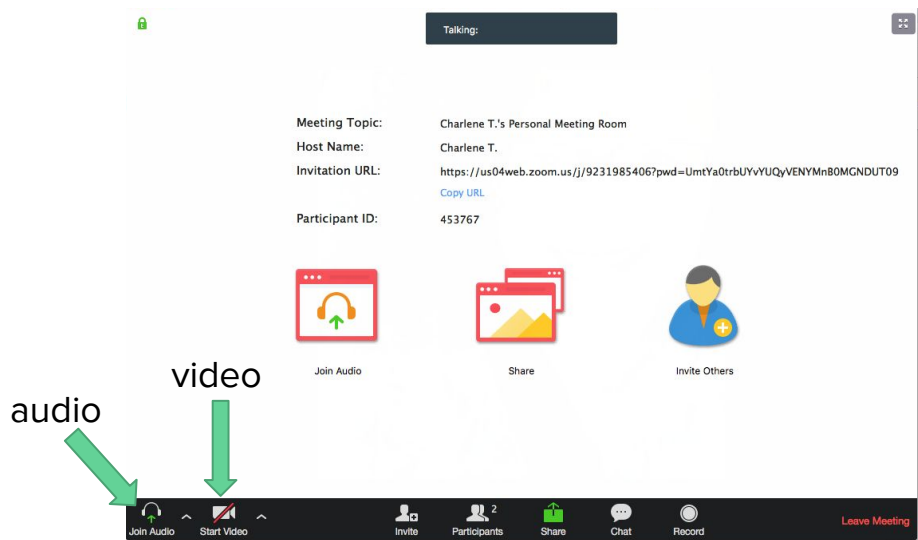
Please wait, the meeting host will let you in soon.

Charlene T.'s Personal Meeting Room

Joining a Zoom Meeting

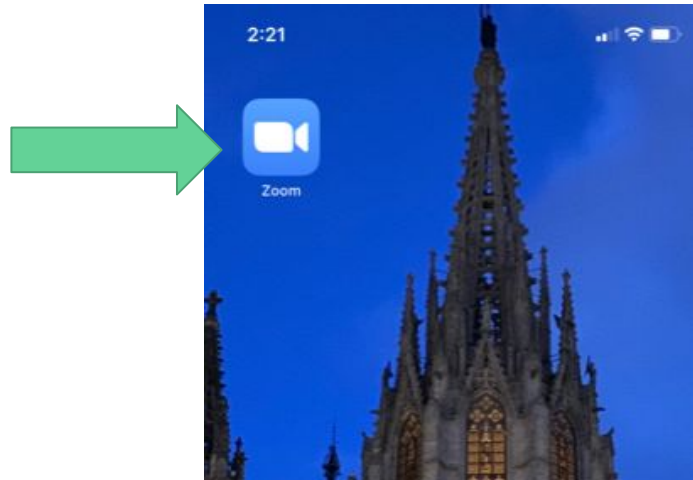
- Now that you're in the meeting make sure your microphone and camera are on so the teacher can see and hear you.
- On the bottom left hand corner you will see the audio and video options.

The teacher might have students muted as they enter the meeting.



Joining Zoom via the Mobile App

- If you're joining via your cell phone, download the Zoom mobile application from your app store.



Joining Zoom via the Mobile App

- After opening the app select the option **Join Meeting**.
- If you have access to your email or Google classroom from your phone you can also click on the link and select the option to open via Zoom app.

2:18   

Start a Meeting

Start or join a video meeting on the go



Join a Meeting

Sign Up

Sign In



Joining Zoom via the Mobile App

- On the day of your meeting open the Zoom app.
- It will ask for the **Meeting ID**, you will find this information in the email the teacher sent or Google Classroom.
- Type in the **Meeting ID** and **password** (if required).

Join Zoom Meeting

<https://us04web.zoom.us/j/9231985406?pwd=UmtYa0trbUYyYUQyVENYMnB0MGNDUT09>

Meeting ID: 923 198 5406

Password: 0q2JDy



2:18

Cancel Join a Meeting

Meeting ID

Join with a personal link name

Lene

Join

If you received an invitation link, tap on the link again to join the meeting

JOIN OPTIONS

Don't Connect To Audio

Turn Off My Video

1 2 3
ABC DEF

4 5 6
GHI JKL MNO

7 8 9
PQRS TUV WXYZ

0



Joining Zoom via the Mobile App

- Now that you're in the meeting just ensure that your camera and microphone are working so that you can communicate with the teacher.

