

Welcome to the Island

Parent Information

www.studyisland.com

800.419.3191



STUDY ISLAND

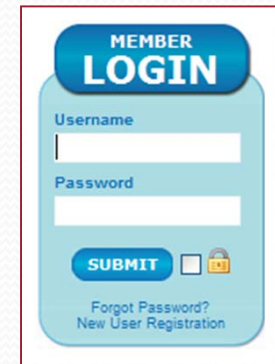
What is Study Island?

- Study Island is a Web-based program designed to help your child master state standards.



Fast Facts


- Every student has a Username and Password.
- Every subject has topics written from state standards.
- Topics include lessons, questions, and explanations.



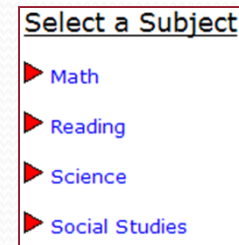
MEMBER
LOGIN

Username
[text input]

Password
[text input]

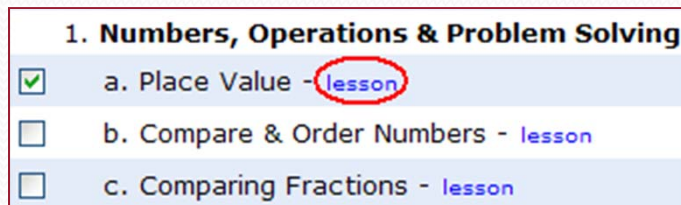
SUBMIT ☐ 

[Forgot Password?](#)
[New User Registration](#)



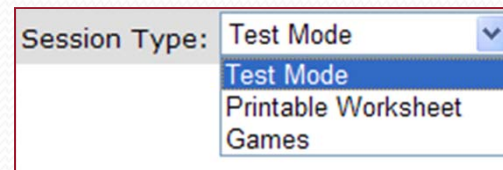
Select a Subject

- ▶ Math
- ▶ Reading
- ▶ Science
- ▶ Social Studies



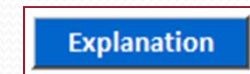
1. Numbers, Operations & Problem Solving

- ☒ a. Place Value - **lesson**
- ☐ b. Compare & Order Numbers - lesson
- ☐ c. Comparing Fractions - lesson



Session Type: Test Mode

- Test Mode
- Printable Worksheet
- Games



Explanation

How will my child use Study Island?

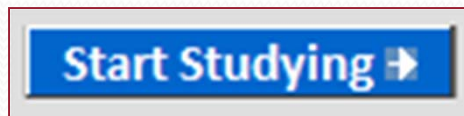
1. Go to www.studyisland.com.



2. Enter a Username and Password.

A screenshot of the 'MEMBER LOGIN' form. It has a blue header with the text 'MEMBER LOGIN'. Below the header, there are two input fields: 'Username' and 'Password'. Below the password field is a 'SUBMIT' button. To the right of the submit button is a small icon of a padlock. Below the submit button, there are two links: 'Forgot Password?' and 'New User Registration'.

3. Start studying!



What is my child's Username?

- Our school's Usernames and Passwords are modeled after this format:

USERNAME: <Insert Sample HERE>

PASSWORD: <Insert Sample HERE>

- Forget your Username and Password?
 - Call Study Island at 800.419.3191



How to start studying?

- The first time you log in you will either be taken to the Subject page or a Class page.

Select a Subject

- ▶ Math
- ▶ Reading
- ▶ Science
- ▶ Social Studies

OR

Ms. Witty's Class

Teacher: kim.witty - ✉

Class Assignments

<u>Date Due</u>	<u>Assignment Title</u>	<u>Status</u>
→ Wed, Jul 15, 2009 (end of day)	3rd math	Incomplete: 0 out of 1 topic(s) passed 100% correct



How to start studying?

- Make the desired selection.

Select a Subject

- ▶ Math
- ▶ Reading
- ▶ Science
- ▶ Social Studies

OR

Ms. Witty's Class		
Teacher: kim.witty - ✉		
Class Assignments		
Date Due	Assignment Title	Status
→ Wed, Jul 15, 2009 (end of day)	3rd math	Incomplete: 0 out of 1 topic(s) passed 100% correct

- Check the topics you want to work on and click “Start Studying”.

Assignment Title: 4th Math

Date Assigned: Wed, Jul 15, 2009

Date Due: Wed, Jul 15, 2009 at the end of the day

Start Studying

Title	Your Results Items:Score	Passing Goal Items:Score	Grade
<input checked="" type="checkbox"/> 1. Comparing Numbers - lesson	0 : -	10 : 70%	- info
<input type="checkbox"/> 2. Add & Subtract Whole Numbers - lesson	0 : -	10 : 70%	- info
<input type="checkbox"/> 3. Add & Subtract Decimals Using Models - lesson	0 : -	10 : 70%	- info

How to start studying?

- There are multiple Session Types.



Printable Worksheet

Test Mode

Fractional Models

1. = ?

To solve, divide each whole into 12 equal parts:

= ?

☐ A. $\frac{11}{12}$
☐ B. $\frac{5}{6}$
☐ C. $\frac{1}{4}$
☐ D. $\frac{3}{7}$

4. = ?

What is the answer to the addition problem above?

☐ A. $\frac{1}{25}$
☐ B. $\frac{2}{7}$
☐ C. $\frac{1}{25}$
☐ D. $\frac{2}{5}$

5. = ?

To solve, divide each whole into 12 equal parts:

= ?

☐ A. $\frac{1}{12}$
☐ B. $\frac{5}{12}$
☐ C. $\frac{2}{12}$
☐ D. $\frac{1}{7}$

6. = ?

What is the answer to the subtraction problem above?

☐ A. $\frac{11}{25}$
☐ B. $\frac{16}{25}$
☐ C. $\frac{1}{25}$
☐ D. $\frac{2}{7}$

Game Mode

Fractional Models

Question: = ?

What is the answer to the addition problem above?

☐ A. $\frac{3}{5}$
☐ B. $\frac{2}{7}$
☐ C. $\frac{31}{35}$
☐ D. $\frac{11}{35}$

Session Results: - Attempts Left: 10 Level: 1
 Overall Results: (0/2) 0% Score: 0 Time: 0:15
 Player Rating: Unrated - 0

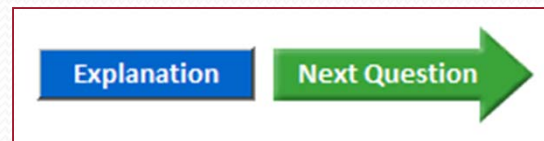
How to start studying?

- **Test mode-** standard Question/Answer style.
- **Printable Worksheet-** Open Study Island in Microsoft Word and print so your student can study even when away from the computer.
- **Game mode (may be deactivated)-** similar to Test mode, but with an additional box to play a short game AFTER answering a question.

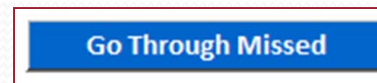


How to start studying?

- After finding the correct answer, your student can view an explanation or go to the next question.



- After completing a test, your student may be able to re-try missed questions.
- Going through missed questions helps students understand the material and increases retention.



Helpful Hint

- If there is a Pre-test, it must be completed before the other topics are accessible.
- The Pre-test is where your student can learn how to use the program without effecting the data for other topic. This is why the Passing Goal doesn't have a score requirement.

Title	BEFORE	Your Results Items:Score	Passing Goal Items:Score	Grade
Math				
<input checked="" type="checkbox"/> 1. Pretest - Math		0 : -	10 : N.A.	-

Title	AFTER	Your Results Items:Score	Passing Goal Items:Score	Grade
Math				
<input type="checkbox"/> 1. Pretest - Math		10 : 60.0%	10 : N.A.	-
2. Numbers, Operations, & Problem Solving (TAKS OBJ. 1 & 6)				
<input checked="" type="checkbox"/> a. Ordering Numbers - lesson		0 : -	15 : 70%	-
<input type="checkbox"/> b. Fractions, Decimals & Percents - lesson		0 : -	10 : 70%	-
<input type="checkbox"/> c. Integers - lesson		0 : -	10 : 80%	-

What is a Passing Goal?

- The Passing Goal tells you the minimum required to master the topic.
- These numbers can vary.

Assignment Title: 4th Math				
Date Assigned: Wed, Jul 15, 2009				
Date Due: Wed, Jul 15, 2009 at the end of the day				
Start Studying →				
<u>Title</u>	<u>Your Results</u> <u>Items:Score</u>	<u>Passing Goal</u> <u>Items:Score</u>	<u>Grade</u>	
<input checked="" type="checkbox"/> 1. Comparing Numbers - lesson	0 : -	10 : 70%	-	info
<input type="checkbox"/> 2. Add & Subtract Whole Numbers - lesson	0 : -	10 : 70%	-	info
<input type="checkbox"/> 3. Add & Subtract Decimals Using Models - lesson	0 : -	10 : 70%	-	info



What are these symbols?

A Blue Ribbon will appear next to each mastered topic.

Building Block questions are designed to help your student build on their previous knowledge.



- Topic Passed



- Go To Next Topic
(needs additional assistance)



- Building Block Topic



- Building Block Topic Passed

A Red Triangle means your student is struggling with the topic.

A White Ribbon will appear when a Building Block Topic is mastered.

Didn't meet the Passing Goal?

- If your student is struggling with a topic, try this:
 - Review the Study Island lesson. ☒ a. Place Value - **lesson**
 - View missed questions by clicking on the score in the Your Results column.

Results column.

		Your Results Items:Score	Passing Goal Items:Score
<input checked="" type="checkbox"/>	a. Place Value - lesson	5 : 100.0%	20 : 80%
<input type="checkbox"/>	b. Compare & Order Numbers - lesson	10 : 100.0%	10 : 70%
<input type="checkbox"/>	c. Fractional Parts of Objects - lesson	20 : 55.0%	10 : 75%
		10 : 80.0%	10 : 75%
		0 : -	15 : 70%

List Of Sessions

Remove Checked Sessions

Check All

Uncheck All

<input type="checkbox"/>	Date	Session Type	Time	Questions	% Correct	
<input type="checkbox"/>	08/22/08 - 2:33 PM CST	Cannon Game	2:23	6	33.3%	View Missed
<input type="checkbox"/>	08/22/08 - 2:36 PM CST	Test Mode	0:43	4	50.0%	View Missed
<input type="checkbox"/>	03/12/09 - 3:32 PM CST	Test Mode	1:30	10	70.0%	View Missed

- Contact your teacher for supplemental resources.

How do I monitor progress?

- View reports in your student's account:
 1. Log into your student's account.
 2. Select a Program.
 - A list of available reports will appear.
 3. Select a Report.



Reports
Math Report
Reading Report
TX Programs
Kindergarten
1st Grade
2nd Grade
3rd Grade
4th Grade
US Programs
The Timbertoes
Graphic Planet
Fine Arts (Elem)

How do I monitor progress?

- The report will look like this.

Report Period: Aug 13, 08 through --, --, --
[Change Report Period](#)

Individual Subject Report
Program: 3rd Grade - TEKS Mastery and TAKS Preparation
Subject: Math
User: Witty, William
Starting Date: Aug 13, 2008
Report Period: Aug 13, 2008 through Jul 21, 2009

[Compare with others](#)
[Suggested Topics](#)

Study Island Topics

Topic	Sessions	Time Spent	Correct / Total	% Correct	Grade
1. 🧑 Pretest - Math	1	1:11	4 / 10	40.0%	-
2. Number, Operations, & Problem Solving (TAKS OBJ. 1,6)					
a. Place Value - Expectation	1	0:33	5 / 5	100.0%	CP
b. 🧑 Compare & Order Numbers - Expectation	1	0:55	10 / 10	100.0%	CP
c. ⚠️ Fractional Parts of Objects - Expectation	3	4:36	11 / 20	55.0%	D
➡️ 🧑 Fractions 🧑	2	1:02	8 / 10	80.0%	M
d. Addition & Subtraction - Expectation	0	-	-	-	-

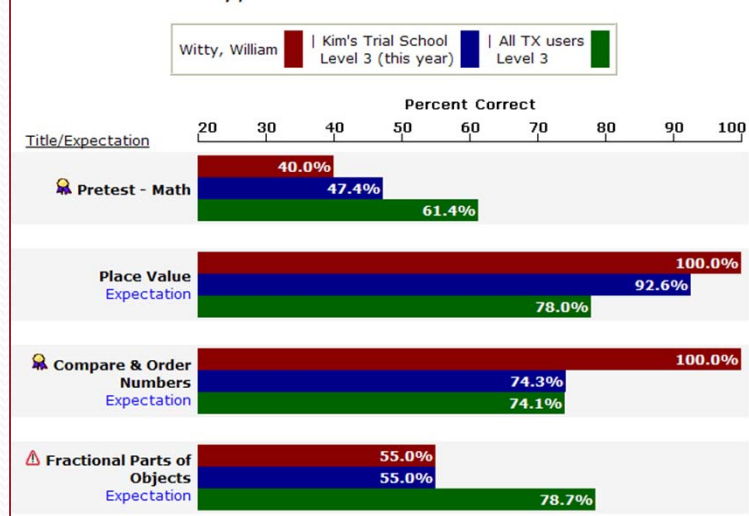
How do I monitor progress?

- The Individual Student Report can lead you to other reports: “Compare with others” and “Suggested Topics”.

Compare with others

Suggested Topics

Witty, William vs. School vs. State



Topic Suggestion Report

Topics That Need Improvement--High Priority:

Topic	Sample Size	Correct / Total	% Correct
1. ⚠ Multiplication - Expectation	GOOD	2 / 10	20.0%
2. Estimate Sums & Differences - Expectation	MINIMAL DATA	1 / 4	25.0%
3. ⚠ Model Multiplication Facts - Expectation	GOOD	3 / 10	30.0%

Topics That Need Improvement--Medium Priority:

Topic	Sample Size	Correct / Total	% Correct
5. Rounding Numbers - Expectation	MINIMAL DATA	9 / 13	69.2%

Topics Where the Standards Have Been Exceeded:

Topic	Sample Size	Correct / Total	% Correct
6. Place Value - Expectation	MINIMAL DATA	5 / 5	100.0%
7. 👤 Compare & Order Numbers - Expectation	GOOD	10 / 10	100.0%

How do I monitor progress?

- Results are cumulative, but you can click any **BLUE** number to see the list of individual sessions.

Study Island Topics				
Topic	Sessions	Time Spent	Correct / Total	% Correct
1. 🧑 Pretest - Math	1	1:11	4 / 10	40.0%
2. Number, Operations, & Problem Solving (TAKS OBJ. 1,6)				
a. Place Value - Expectation	1	0:33	5 / 5	100.0%
b. 🧑 Compare & Order Numbers - Expectation	1	0:55	10 / 10	100.0%
c. ⚠️ Fractional Parts of Objects - Expectation	3	4:36	11 / 20	55.0%
↳ 🧑 Fractions 🧑	2	1:02	8 / 10	80.0%

List Of Sessions					
Remove Checked Sessions Check All Uncheck All					
Date	Session Type	Time	Questions	% Correct	
<input type="checkbox"/> 08/22/08 - 2:33 PM CST	Cannon Game	2:23	6	33.3%	View Missed
<input type="checkbox"/> 08/22/08 - 2:36 PM CST	Test Mode	0:43	4	50.0%	View Missed
<input type="checkbox"/> 03/12/09 - 3:32 PM CST	Test Mode	1:30	10	70.0%	View Missed

What if I forget all of this?

- Study Island Support is here to help!

800.419.3191



Support@StudyIsland.com

In Conclusion

1. Log in at www.StudyIsland.com.
2. Use Lessons and Missed Questions to help students learn from their mistakes.
3. Monitor progress through Reports.
4. Call or email Study Island if you need help.

800.419.3191
Support@StudyIsland.com

