



New Jersey Graduation Proficiency Assessment (NJGPA)



NJGPA Results: Spring 2023 Administration

Bergenfield Public Schools

August 28, 2023





NJGPA Overview (1 of 2)



- Statute requires the State graduation proficiency assessment to **administered to all grade 11 students.** (N.J.S.A. 18A:7C-6)
- NJGPA is designed to measure the extent to which students are graduation ready in English Language Arts (ELA) and Mathematics.
- Graduation readiness is reported separately for each content component.
- The ELA component is aligned to the grade 10 standards.
- The Mathematics component is aligned to Algebra I and Geometry standards.





NJGPA Overview (2 of 2)



- On May 3, 2023, the New Jersey State Board of Education adopted the proficiency level cut score for the English language Arts (ELA) and mathematics components of the NJGPA, as well as the menu of alternative assessments and aligned cut scores.
- Students who take but do not meet the minimum required score on each component of the assessment will have the opportunity to receive additional supports and may take the following steps:
 - Retake the ELA and/or mathematics components of the New Jersey Graduation Proficiency Assessment in the following summer or fall;
 - Meet a designated cut score from the menu of substitute competency tests; or
 - Complete a portfolio appeal.



District's Participation Rate Spring 2023 NJGPA Administration – %



Content Component	Participation Rate (Represent as a % or # of valid scores/# of eligible test takers)
English Language Arts (ELA)	97%
Mathematics	98%

Note: Percentages may not total 100 due to rounding.



Comparison of district's Spring 2023 NJGPA Administration - %



Content Component	Graduation Ready, District	Graduation Ready, State	Not Yet Graduation Ready, District	Not Yet Graduation Ready, State
English Language Arts (ELA)	92.2	80.5	7.8	19.5
Mathematics	69.8	55.0	30.2	45.0

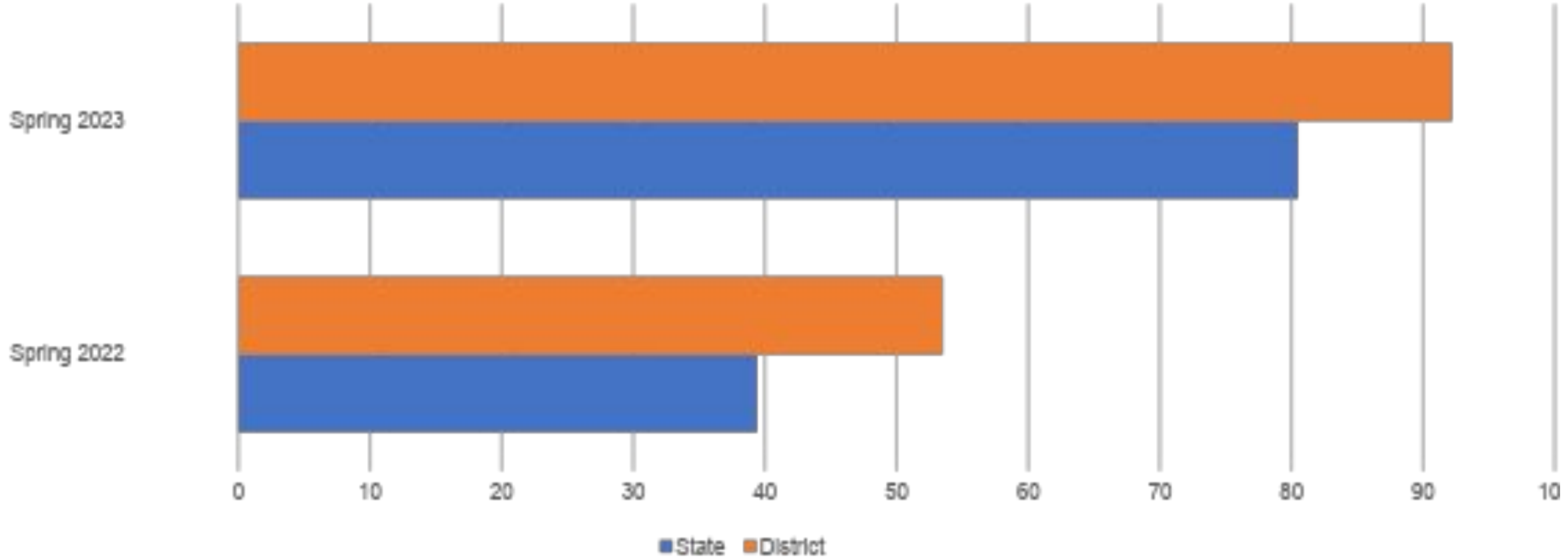
Note: Percentages may not total 100 due to rounding.



Trend Analysis BHS's Spring 2023 ELA NJGPA Administration - %



ELA



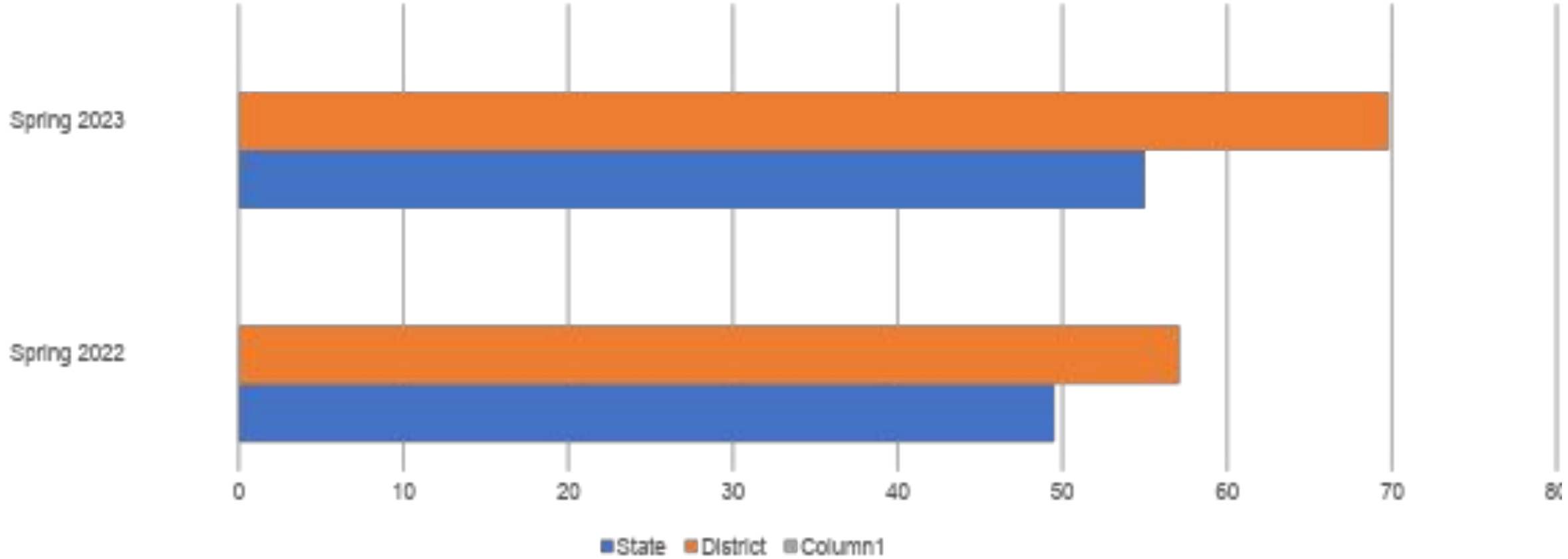
Note: Percentages may not total 100 due to rounding.



Trend Analysis BHS's Spring 2023 Math NJGPA Administration - %



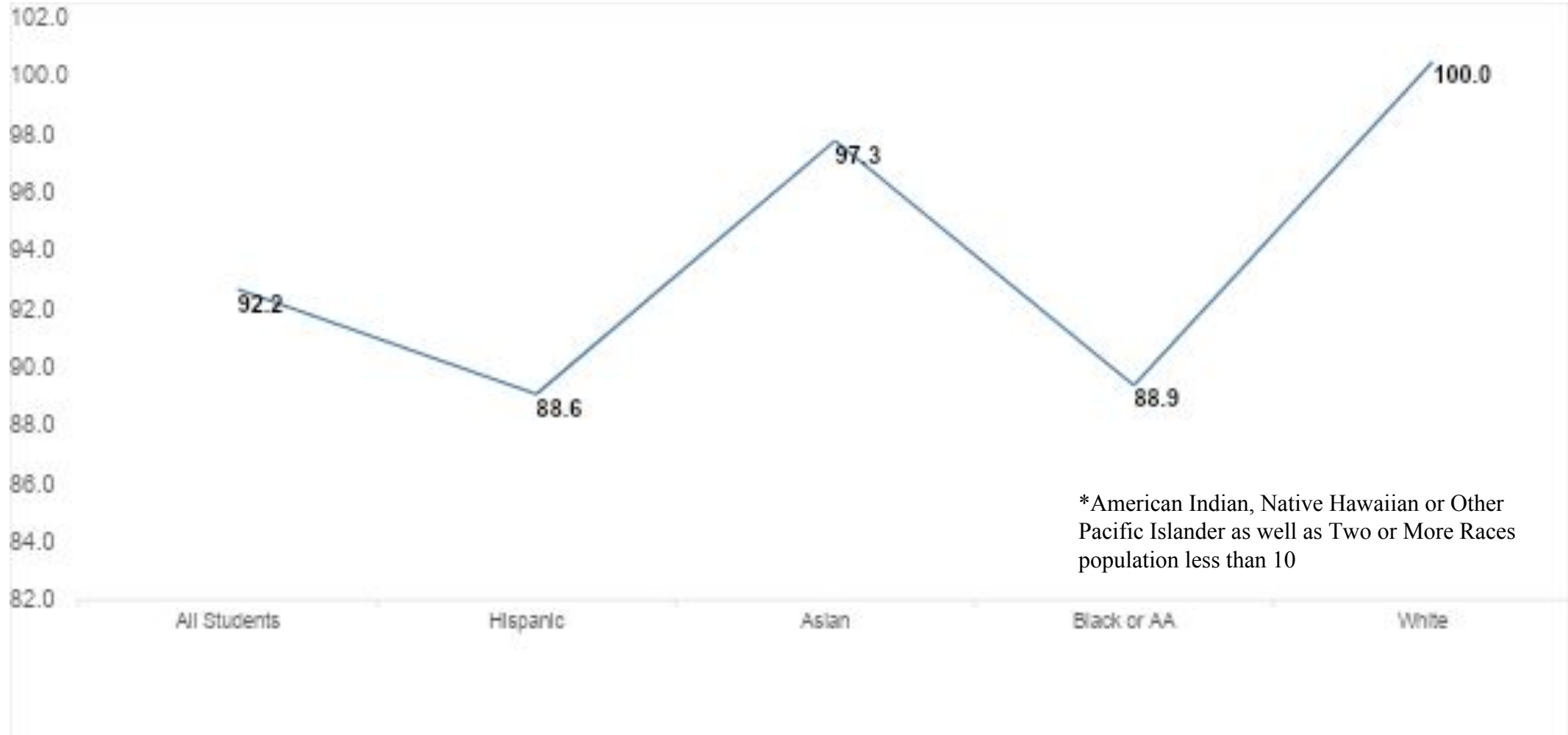
Math



Note: Percentages may not total 100 due to rounding.



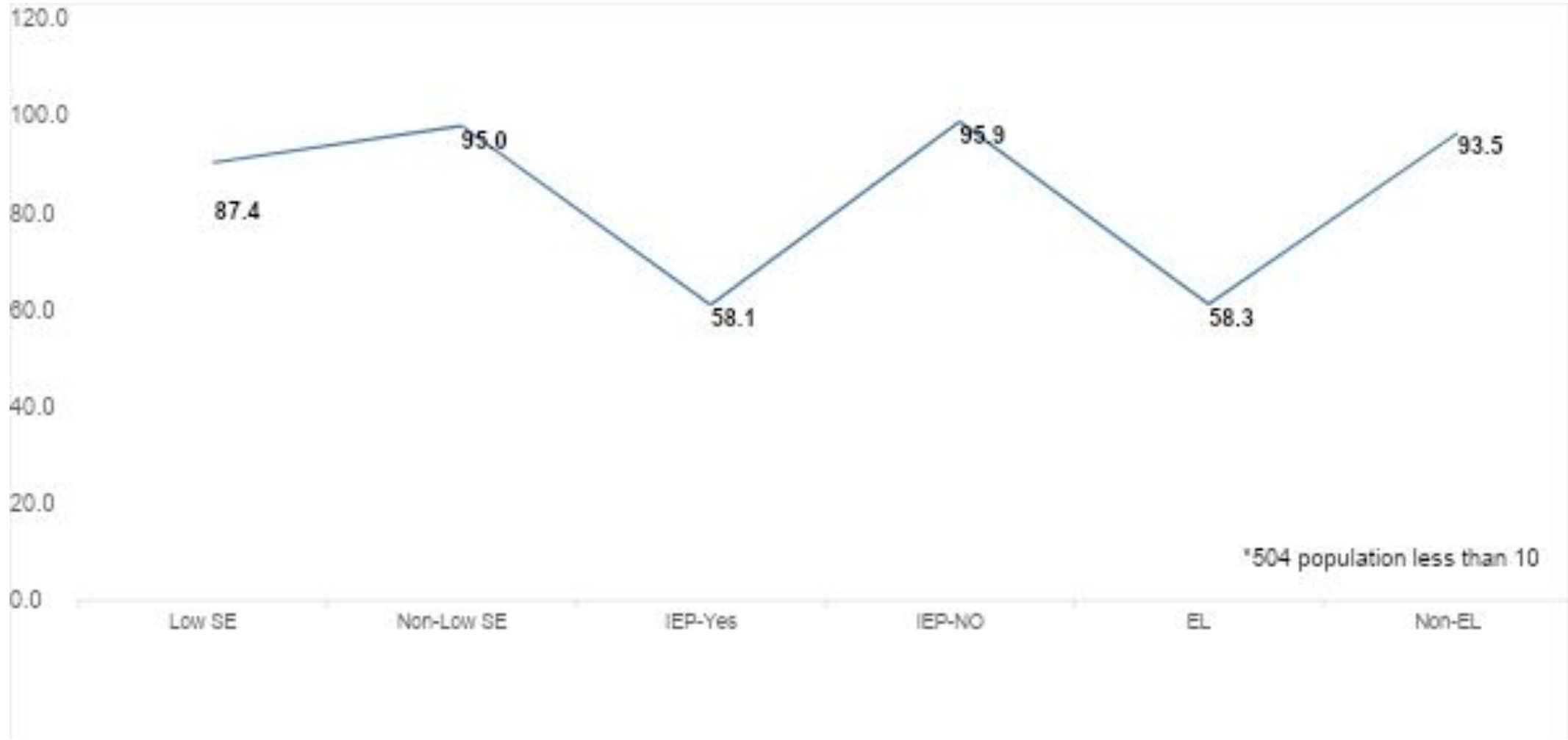
Subgroup Chart-ELA



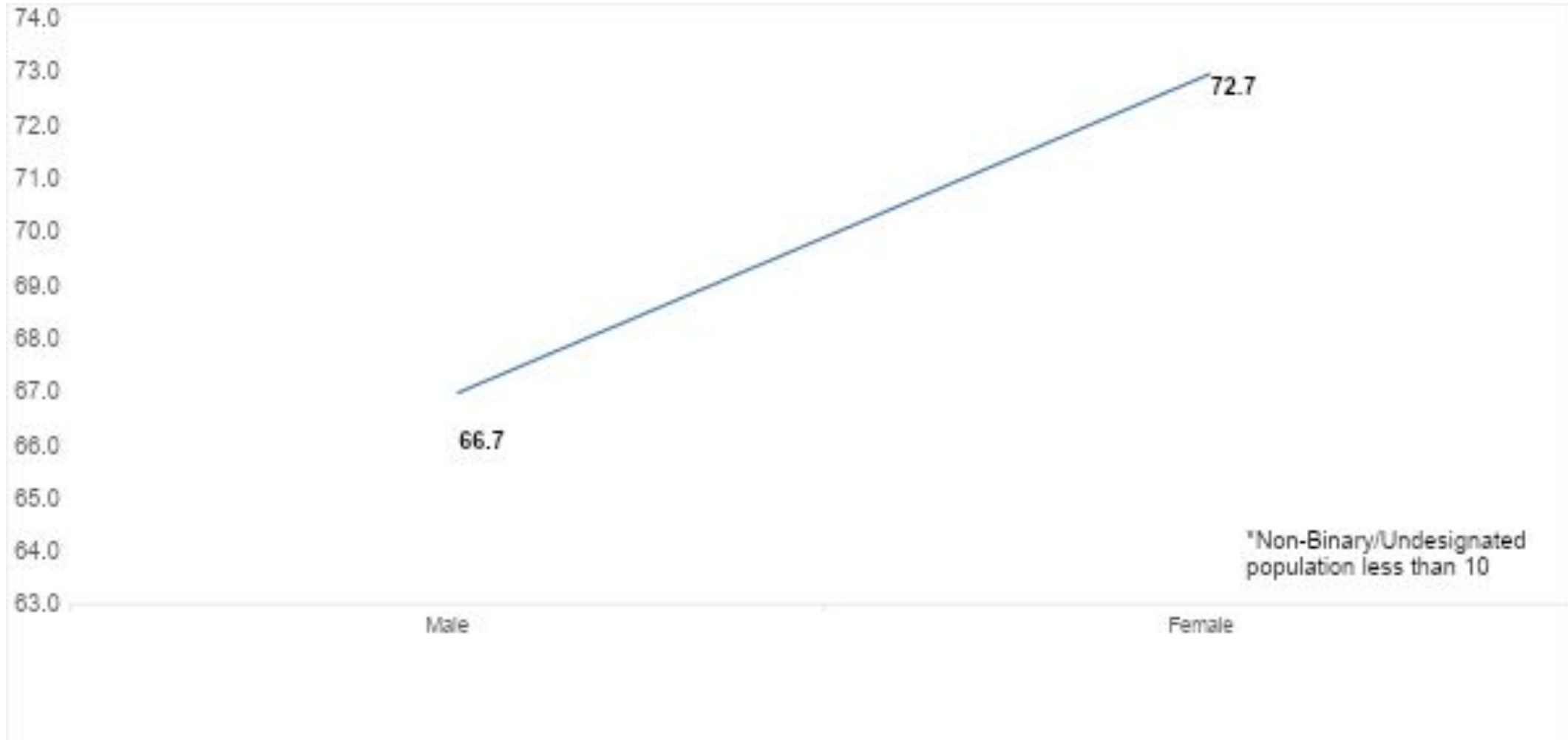
*American Indian, Native Hawaiian or Other Pacific Islander as well as Two or More Races population less than 10



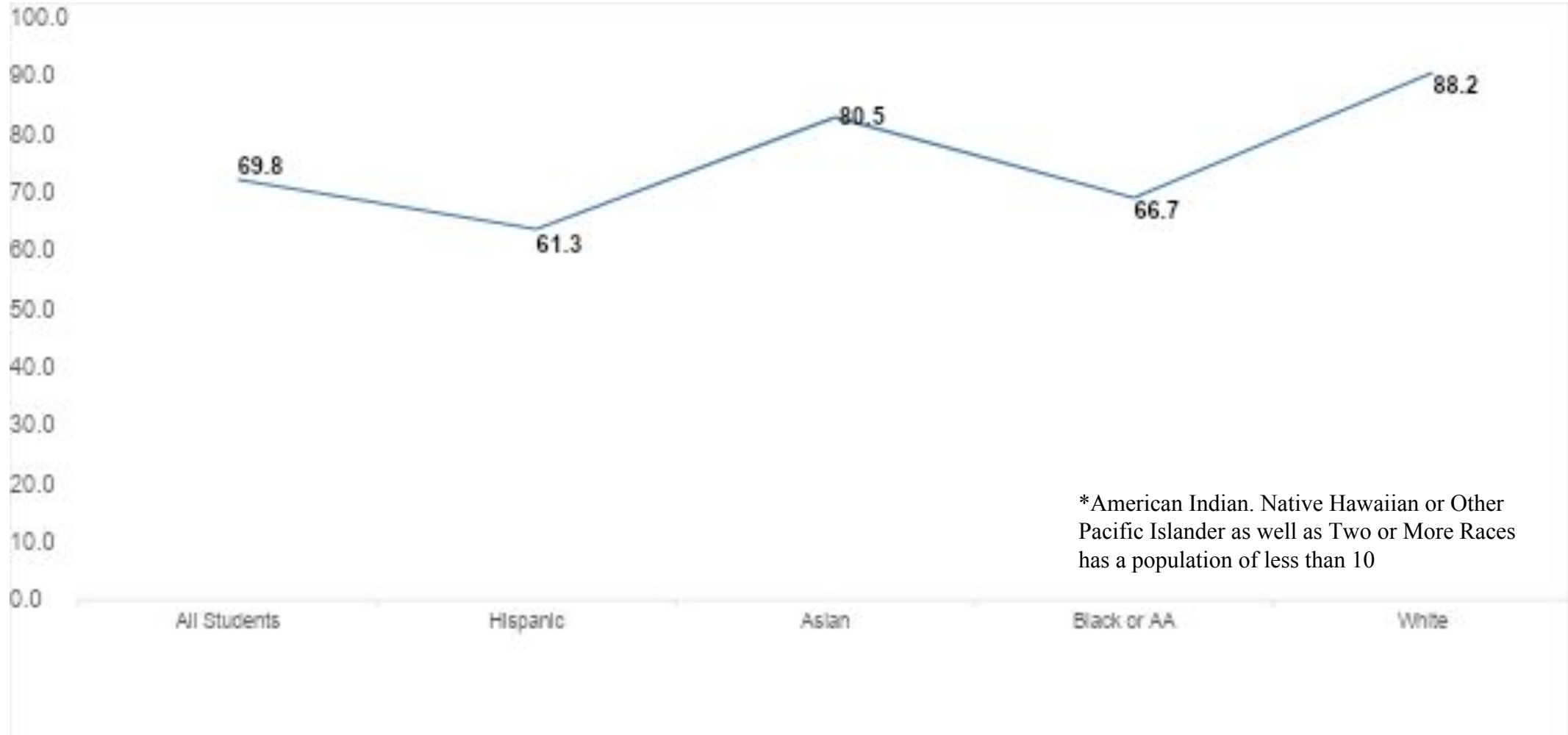
Subgroup Charts-ELA



Subgroup Charts-ELA



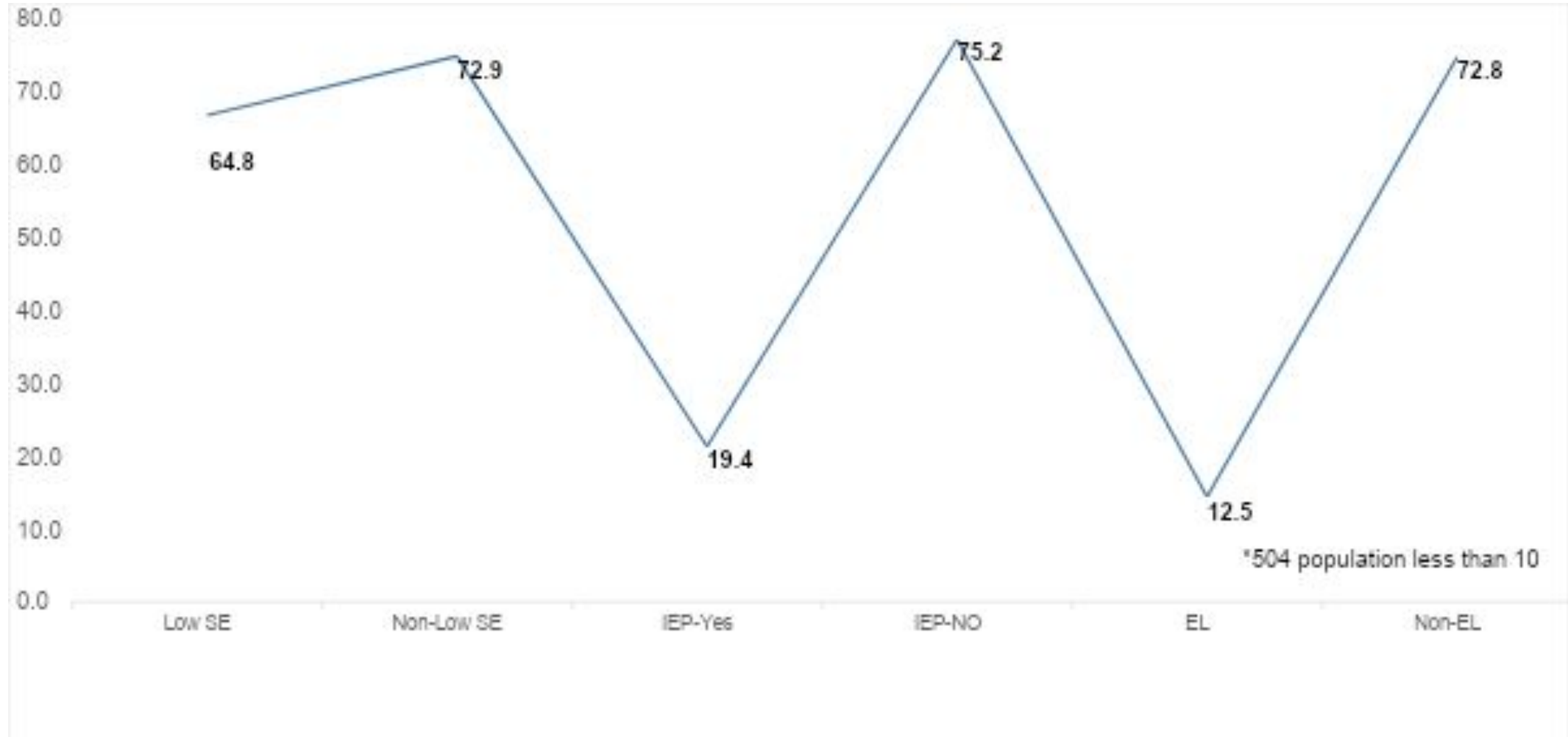
Subgroup Chart-Math



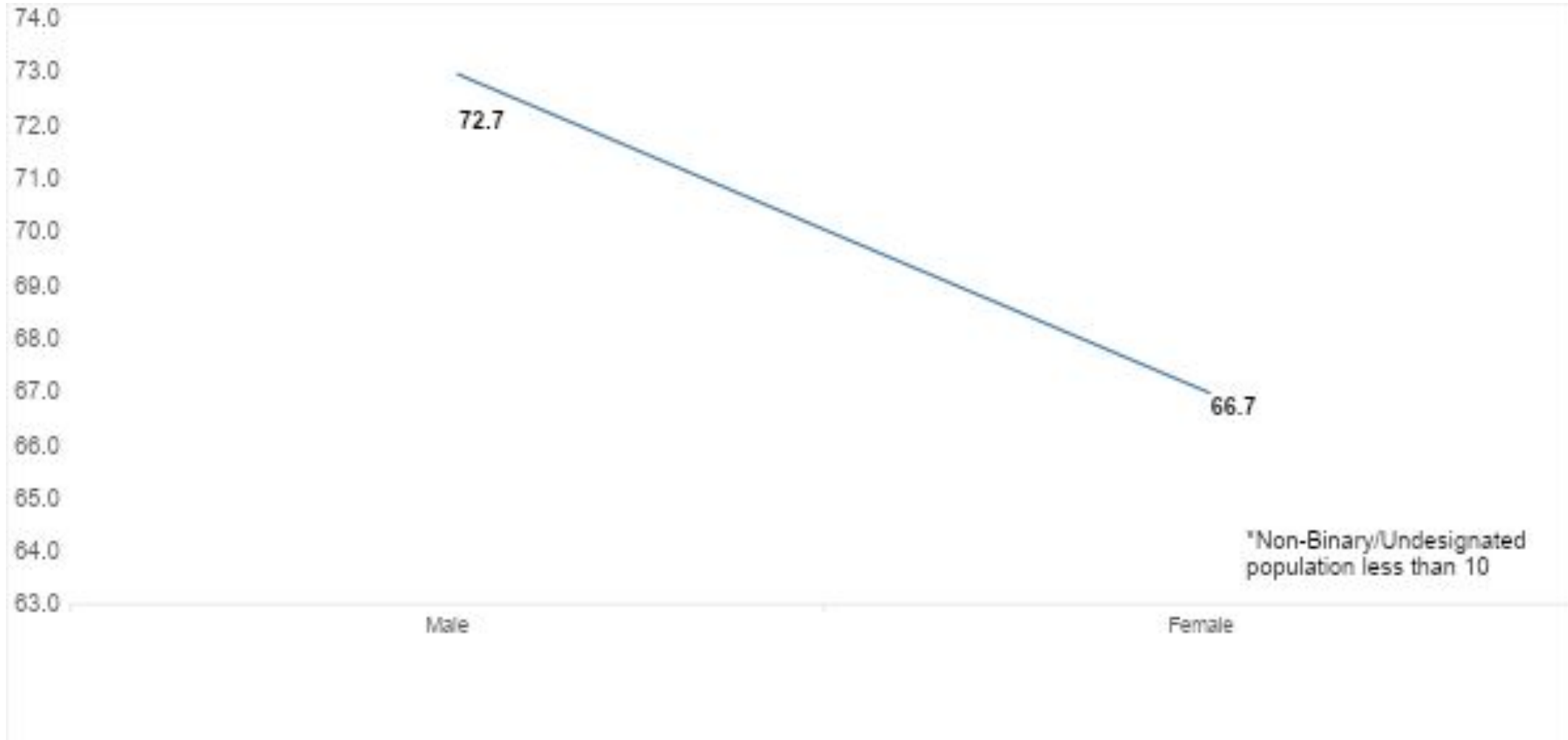
*American Indian, Native Hawaiian or Other Pacific Islander as well as Two or More Races has a population of less than 10



Subgroup Charts-Math



Subgroup Charts-Math





Notable Achievements



- The district overall academic achievement improved significantly from 2022 to 2023
- 69.8% of juniors are graduation ready in math
- 92.2 % of juniors are graduation ready in English
- The district outperformed the state in ELA and Math in 2023. When comparing 2023 and 2022, the same patterns were found.





Intervention Strategies



- Increased frequency of BHS Math Lab
 - Constructed curriculum for labs for Algebra I, II and Geometry
- Purchase of ALEKS for BHS Math Lab students – Title IA
- Extended day and lunchtime test prep sessions – Title IA
- Continue morning announcement sample test questions beginning in the January/February.



The logo for the New Jersey Department of Education, featuring a stylized orange outline of the state of New Jersey with a white drop shadow, positioned in the top right corner of the header bar.

New Jersey Department of Education

Access 2.0

Spring Administration

2022-2023

Access 2.0 Participation K-12



Grade	2020-2021	2021-2022	2022-2023
Kindergarten	29	17	*
First	17	22	*
Second	14	13	12
Third	26	*	23
Fourth	14	*	15
Fifth	*	*	18
Sixth	16	*	37
Seventh	11	14	29
Eighth	17	11	41
Ninth	*	14	36
Tenth	*	11	21
Eleventh	14	*	26
Twelfth	*	14	21



Access 2.0 Results



Score Range	2020-2021	2021-2022	2022-2023
Elementary Students Scoring a 4 or above	18	17	18
Secondary Students Scoring a 4 or above	11		15



New Jersey Department of Education



DLM

Spring Administration

2022-2023

ELA and Math Participation



2020-2021

Grades 3-11

17 students

2021-2022

Grades 3-11

23 students

2022-2023

Grades 3-11

24 students



** Any population below 10 cannot be reported due to confidentiality



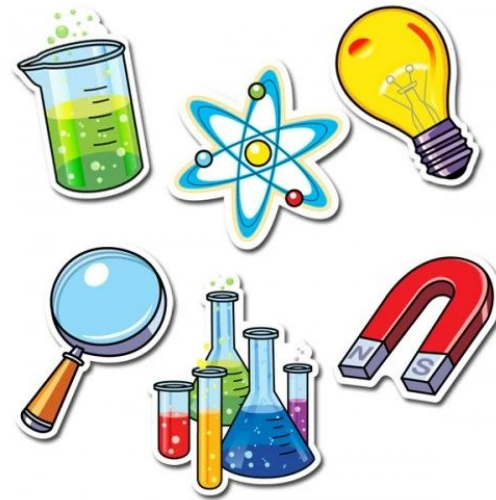
Science Participation



2021-2022

Grades 3-11

12 students



2022-2023

Grades 3-11

10 students

** Any population below 10 cannot be reported due to confidentiality





Intervention Strategies



- Continue extended school day supports for ELLs and Special Education students at elementary and secondary levels
 - Concentration on math and science
- Continue Newcomer Academy to increase family engagement
- Continue professional development initiative for Sheltered English Instruction and to understand and apply new WIDA standards in the general education classroom